

FACTSHEET CONREN - Generations Family Business Equity

Status 30 Jun 2026

OVERVIEW

| | |
|-------------------------|---|
| Fund name | CONREN - Generations Family Business Equity - I A |
| ISIN | LU1910292835 |
| WKN | A2N9SD |
| Category | Equity fund |
| Base currency | Euro |
| Fund management company | IPConcept (Luxemburg) S.A., Société anonyme |
| Custodian | DZ PRIVATBANK AG, Niederlassung Luxemburg |
| Fund manager | Altrafin AG |
| Use of Income | distributing |
| Fiscal year end | 30.06. |
| Start Date | 18 Jan 2019 |
| Management | active |
| Fund term | unlimited |
| Minimum investment | none |
| Legal form | FCP |
| Benchmark | 100% MSCI EUROPE |
| Target Group | private |

MARKET DATA/COSTS

| | |
|--|---------------|
| Status | 30 June 2026 |
| Fund Volume (EUR) | 41,640,105.43 |
| Net Asset Value | 153.91 |
| Shares in circulation | 207,725.39 |
| Running Costs (OGC, as of:30 Dec 2025) | 1.16% |
| Subscription fee | 5.00% |
| Redemption fee | 0.00% |
| Management fee | 0,80% |
| Performance fee | 0.06% |

Status: 30.06.2026, Source: Attrax Financial Services S.A.

INVESTMENT STRATEGY

The fund invests in shares of companies significantly influenced by families. These family businesses have a long-term orientation, are innovative, unbureaucratic, have more disciplined cost management, stable leadership with fewer management changes, as well as a strong corporate culture and employee identification. Furthermore, they are more often owner-managed and thus not manager-driven. Attributes that particularly represent them are profitability, capital efficiency, and balance sheet strength. The portfolio has a long-term focus and combines bottom-up and top-down components in a rule-based investment process with discretionary fine-tuning.

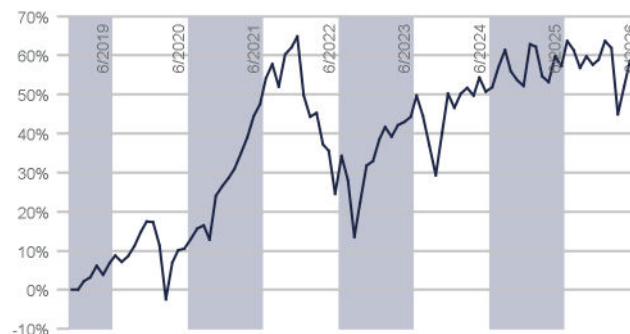
All performance data below refers to the past. Past performance is not a reliable indicator of future results.

PERFORMANCE (BVI)

| | |
|-------------------|--------|
| 1 Month | -2.92% |
| 3 Months | 6.21% |
| 6 Months | -3.16% |
| YTD | -3.16% |
| 1 Year | -2.11% |
| 3 Years | 6.62% |
| 5 Years | 4.29% |
| since 18 Jan 2019 | 53.91% |

Status: 30.06.2026, Source: Attrax Financial Services S.A.

PERFORMANCE CHART



Status: 30.06.2026, Source: Attrax Financial Services S.A.

| | Jan. | Feb. | Mar. | Apr. | May. | Jun. | Jul. | Aug. | Sep. | Oct. | Nov. | Dec. | YTD |
|------|-------|-------|--------|-------|-------|-------|------|-------|--------|-------|-------|-------|--------|
| 2026 | 3.01 | -1.11 | -10.49 | 4.97 | 4.23 | -2.92 | | | | | | | -3.16 |
| 2025 | 6.99 | -0.32 | -4.72 | -0.93 | 4.30 | -1.57 | 4.06 | -1.36 | -2.88 | 1.92 | -1.39 | 0.89 | 4.47 |
| 2024 | -2.36 | 2.48 | 0.91 | -1.25 | 3.05 | -2.28 | 0.66 | 3.47 | 2.76 | -3.40 | -1.44 | -0.98 | 1.32 |
| 2023 | 4.20 | 2.25 | -1.71 | 2.12 | 0.63 | 0.94 | 3.71 | -3.52 | -5.21 | -5.51 | 8.41 | 7.06 | 12.99 |
| 2022 | -9.16 | -3.65 | 0.74 | -5.52 | -1.26 | -8.13 | 7.81 | -4.69 | -11.32 | 7.90 | 7.68 | 0.80 | -19.36 |
| 2021 | 1.69 | 1.73 | 3.11 | 2.96 | 3.93 | 2.20 | 4.41 | 2.40 | -3.66 | 5.45 | 1.08 | 1.70 | 30.25 |
| 2020 | -0.17 | -5.02 | -12.45 | 9.59 | 3.03 | 0.31 | 2.23 | 2.45 | 0.68 | -3.09 | 9.84 | 2.00 | 7.64 |
| 2019 | | 2.11 | 0.94 | 2.98 | -2.25 | 2.92 | 1.79 | -1.45 | 1.35 | 2.33 | 3.32 | 2.34 | 17.54 |

Status: 30.06.2026, Source: Attrax Financial Services S.A.

KEY RISK DATA

| | |
|-------------------------------|---------|
| Standard deviation (5 years) | 16.15% |
| max. Drawdown (5 years) | -32.12% |
| Downside volatility (5 years) | 11.56% |
| Beta (5 years) | 0.98 |
| Sharpe Ratio (5 years) | 0.00 |
| Treynor Ratio (5 years) | 0.00 |
| Return Portfolio (5 years) | 4.29% |

Status: 30.06.2026, Source: IPConcept (Luxemburg) S.A.

HISTORIC DATA

| | |
|---------------------------|--------|
| Fund price last month-end | 158.54 |
| Fund price last year-end | 158.93 |
| Fund price Launch | 100,00 |
| 52-week high | 166.80 |
| 52-week low | 143.88 |

Status: 30.06.2026, Source: Attrax Financial Services S.A.

FACTSHEET

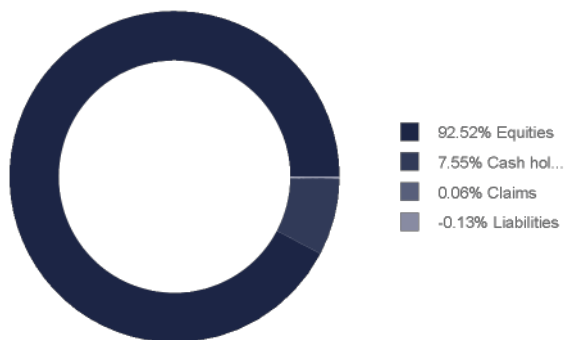
ASSET ALLOCATION

| | Current market value | Share |
|---------------|--------------------------|-----------------|
| Equities | 38,526,858.85 EUR | 92.52 % |
| Cash holdings | 3,142,058.35 EUR | 7.55 % |
| Claims | 24,317.34 EUR | 0.06 % |
| Liabilities | -53,129.12 EUR | -0.13 % |
| | 41,640,105.42 EUR | 100.00 % |

** Cash positions, receivables/payables, provision items

The asset allocation may vary over time.

Status: 30.06.2026, Source: Attrax Financial Services S.A.

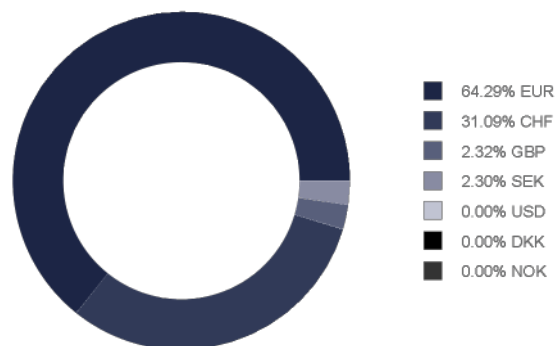


CURRENCY ALLOCATION

| | Current market value | Share |
|-----|--------------------------|-----------------|
| EUR | 26,769,120.44 EUR | 64.29 % |
| CHF | 12,946,300.85 EUR | 31.09 % |
| GBP | 967,951.86 EUR | 2.32 % |
| SEK | 956,567.87 EUR | 2.30 % |
| USD | 160.92 EUR | 0.00 % |
| DKK | 3.47 EUR | 0.00 % |
| NOK | 0.01 EUR | 0.00 % |
| | 41,640,105.42 EUR | 100.00 % |

The currency allocation may vary over time.

Status: 30.06.2026, Source: Attrax Financial Services S.A.



SECTOR ALLOCATION

| | Current market value | Share |
|---|--------------------------|----------------|
| Capital goods | 13,826,246.77 EUR | 33.20 % |
| Healthcare: Equipment & Services | 5,793,478.60 EUR | 13.91 % |
| Financial Services | 4,009,855.95 EUR | 9.63 % |
| Raw materials, consumables and supplies | 2,589,220.43 EUR | 6.22 % |
| Pharmaceuticals, Biotechnology & Life Sciences | 2,273,930.47 EUR | 5.46 % |
| Automobiles & Components | 1,976,095.00 EUR | 4.75 % |
| Software & Services | 1,697,915.00 EUR | 4.08 % |
| Household items & personal care products | 1,548,200.00 EUR | 3.72 % |
| Non-Essential Consumer Goods: Distribution and Retail | 1,255,700.00 EUR | 3.02 % |
| Real Estate | 1,078,000.00 EUR | 2.59 % |
| Food, Beverages & Tobacco | 979,200.00 EUR | 2.35 % |
| Hardware & Equipment | 841,546.63 EUR | 2.02 % |
| Consumer Goods & Clothing | 657,470.00 EUR | 1.58 % |
| | 38,526,858.85 EUR | 92.53 % |

The currency allocation may vary over time.

Status: 30.06.2026, Source: Attrax Financial Services S.A.

TOP 10 LARGEST POSITIONS

| Rank | Designation | Market Value in € | Market Value in % of FV |
|------|--|-------------------|-------------------------|
| 1 | CH1176493729 - Bachem Holding AG | 2,273,930.47 | 5.46 ■ |
| 2 | DE0007010803 - RATIONAL AG | 2,023,875.00 | 4.86 ■ |
| 3 | NL0011585146 - Ferrari NV | 1,976,095.00 | 4.75 ■ |
| 4 | DE000KBX1006 - Knorr-Bremse AG | 1,969,000.00 | 4.73 ■ |
| 5 | DE0006047004 - Heidelberg Materials AG | 1,621,355.00 | 3.89 ■ |
| 6 | CH1431598916 - Inficon Holding AG | 1,607,386.55 | 3.86 ■ |
| 7 | FR0000120321 - L'Oréal S.A. | 1,548,200.00 | 3.72 ■ |
| 8 | IT0003492391 - Diasorin S.p.A. | 1,518,132.00 | 3.65 ■ |
| 9 | FR0000121667 - EssilorLuxottica S.A. | 1,504,200.00 | 3.61 ■ |
| 10 | CH1175448666 - Straumann Holding AG | 1,503,736.60 | 3.61 ■ |

The asset allocation may vary over time.

Status: 30.06.2026, Source: Attrax Financial Services S.A.

What are the risks and what could I get in return?

Risk indicator



The risk indicator is based on the assumption that you will hold the product for 5 years.

If you redeem the investment early, the actual risk may differ significantly and you may get back less.

The overall risk indicator helps you to assess the risk associated with this product compared to other products. It shows how likely it is that you will lose money on this product because the markets perform in a certain way or because we are unable to pay you.

We have categorised this product as risk class 4 on a scale of 1 to 7, where 4 is a medium risk class. The risk of potential losses from future performance is categorised as medium. In very unfavourable market conditions, it is unlikely that the ability to execute your redemption request will be impaired.

Please note the currency risk. You will receive payments in a different currency, so your final return will depend on the exchange rate between the two currencies. This risk is not taken into account in the indicator above.

Other risks not included in the risk indicator may be materially relevant:

- Liquidity risk
- Operational risks

Please refer to the prospectus for further information. This product does not include any protection against future market developments, which means that you could lose all or part of the capital invested.

Legal information:

The binding basis for the purchase of the fund is the key information document (KID), the currently valid sales prospectus with the management regulations or articles of association, the most recently published and audited annual report and the most recently published unaudited semi-annual report, which are available free of charge in German from IPConcept (Luxembourg) S.A. (société anonyme), 4, rue Thomas Edison L-1445, Strassen, Luxembourg (see also <https://www.ipconcept.com/ipc/de/fondsueberblick.html>). Risks are set out in the sales prospectus. The KIDs must be made available to investors prior to purchase. The tax treatment depends on the individual circumstances of each investor. This advertising material is for information purposes only and does not constitute an invitation to buy or sell fund units. In particular, recipients are advised to consult a professional advisor to assess the information in relation to its compatibility with their personal circumstances and to the legal, regulatory, tax and other consequences. Please refer to the current sales prospectus for information on opportunities and risks. No assurance can be given that the investment objectives will be achieved. This advertising material is intended exclusively for interested parties in countries where the fund is authorised for public distribution.

The management company may decide to waive the arrangements it has made for the distribution of the units of its collective investment undertakings in accordance with Article 93a of Directive 2009/65/EC and Article 32a of Directive 2011/61/EU. Further information on investor rights in German is available on the management company's website (www.ipconcept.com).

<https://www.ipconcept.com/ipc/de/anlegerinformation.html>

For investors in Switzerland: The representative is IPConcept (Switzerland) AG, Bellerivestrasse 36, P.O. Box, CH-8008 Zurich, and the paying agent is DZ PRIVATBANK (Switzerland) AG, Bellerivestrasse 36, P.O. Box, CH-8008 Zurich. The prospectus, key investor information and the annual and semi-annual reports can be obtained free of charge from the representative in Switzerland.

Past performance, simulations or forecasts are not a reliable indicator of future performance. The gross performance according to the BVI method does not take into account the costs charged when the units are issued and redeemed (issue and redemption fees) or the fees incurred during the holding period (e.g. transaction costs). If an investor wishes to purchase €1,000 worth of shares, they must pay €1,050 with an initial sales charge of 5%. The investor may incur custody account fees and other costs (e.g. custody or safekeeping fees) that reduce the performance. It should be noted that the value of the shares purchased may fluctuate due to fluctuations in the investments in the fund and the listing of the securities.

Due to the composition of its portfolio or the portfolio management techniques used, the fund is subject to increased volatility, i.e. the share price may be subject to significant upward and downward fluctuations even within short periods of time.

In addition, foreign currency investments may rise or fall in value as a result of currency fluctuations.

BVI: BVI Bundesverband Investment und Asset Management e.V. (<https://www.bvi.de>)