

# CONREN - Generations Family Business Equity - I A

February 2025

This is a marketing communication. Please refer to the prospectus and to the KID before making any final investment decision.

## Investment Approach

- **Equity portfolio of listed European family businesses: approx. 40 holdings**
- **Focused on long-term (the whole cycle)**
- **Stock selection: combination of bottom-up and top-down components**
- **Rule-based investment process with discretionary finetuning**

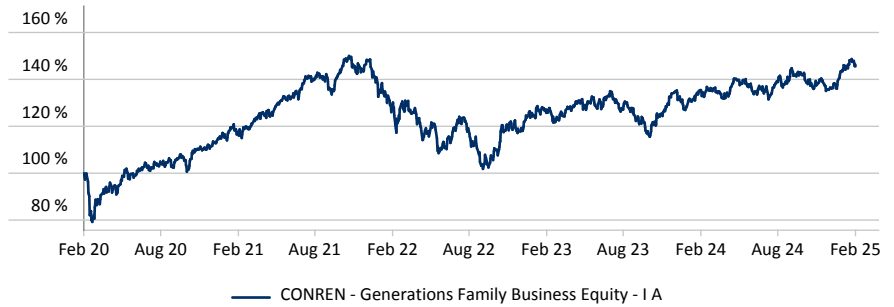
Listed family businesses do offer better returns over the long-term (over the whole cycle). Co-investing with entrepreneurs eliminates many conflicts of interest. Family businesses are long-term oriented and not focused on quarterly results. They are very innovative, unbureaucratic, have better cost discipline, a stable leadership with less management changes as well as a strong corporate culture and identification of employees with their company. In summary: they are owner-managed and thus not managerdriven. Based on internal studies we have developed a quant model for ranking family businesses according to their typical strengths: profitability, capital efficiency and balance sheet strength.

<https://conrenfonds.com/generationsfonds/>

## Overview as per 28.02.2025

Net Asset Value (NAV):	162.25 EUR
Sub-Fund Volume:	52.17 Mio EUR
Base currency:	EUR
ISIN:	LU1910292835
WKN:	A2N9SD
Bloomberg Ticker:	CONGFIA LX
Fund start date:	18 January 2019
Legal domicile:	Luxembourg
Use of Income:	Distributing
use of income:	unlimited
Sales permission:	DE, LU
Liquidity:	Daily
Auditor:	KPMG Luxembourg, Société coopérative
Custodian:	DZ PRIVATBANK S.A.
Fund manager:	Altrafin AG
Fund management company:	IPConcept (Luxemburg) S.A.

## Performance over the last 5 years<sup>1</sup>



The figures refer to the past. Past performance is not a reliable indicator of future results. Performance calculation according to BVI-Method. As of: 28.02.25

## Rolling 12-months performance in %<sup>1</sup>

28.02.20 - 28.02.21	28.02.21 - 28.02.22	28.02.22 - 28.02.23	28.02.23 - 28.02.24	28.02.24 - 28.02.25
17.44	10.18	-1.82	6.62	7.48

As of: 28.02.25

## Performance in %<sup>1</sup>

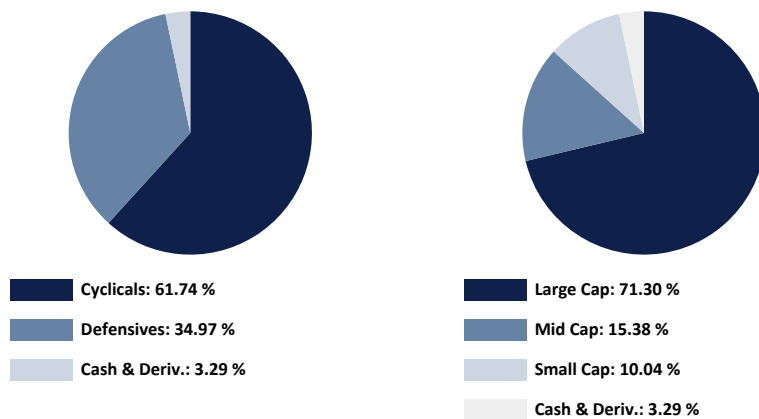
	3 months	6 months	1 year	2 years	3 years	4 years	5 years
	5.60	3.32	7.48	14.59	12.50	23.96	45.58

As of: 28.02.25

	Jan	Feb	Mar	Apr	May	Jun	Jul	Aug	Sep	Oct	Nov	Dec	YTD
2025	6.99	-0.32	-	-	-	-	-	-	-	-	-	-	6.65
2024	-2.36	2.48	0.91	-1.25	3.05	-2.28	0.66	3.47	2.76	-3.40	-1.44	-0.98	1.32
2023	4.20	2.25	-1.71	2.12	0.63	0.94	3.71	-3.52	-5.21	-5.51	8.41	7.06	12.99
2022	-9.16	-3.65	0.74	-5.52	-1.26	-8.13	7.81	-4.69	-11.32	7.90	7.68	0.80	-19.36
2021	1.69	1.73	3.11	2.96	3.93	2.20	4.41	2.40	-3.66	5.45	1.08	1.70	30.25
2020	-0.17	-5.02	-12.45	9.59	3.03	0.31	2.23	2.45	0.68	-3.09	9.84	2.00	7.64

As of: 28.02.25

## Allocation<sup>1</sup>



Number of positions: 36  
Portfolio allocation may vary over time

As of: 28.02.25

1) Source: own data and data from custodian

# CONREN - Generations Family Business Equity - I A

February 2025

## Terms

Max. Sales Surcharge:	5.00 %
Max. Fund Management Charges:	0.80 %
Performance Fee:	max 15% of the outperf. of the MSCI Europe Net TR
Ongoing charges:	1.01 %
Redemption fee:	0.00 %

Additional fees can be found in the valid prospectus.

## Risks

- Misjudgments by the fund manager when selecting an investment are possible.
- The fund NAV can fall or rise due to price fluctuations on the capital markets. This can lead to losses in the value of the fund units.
- The price development of the securities held also depends on company-specific factors. If the company-specific factors worsen, the price of the respective security can fall significantly and permanently and thus negatively affect the share value development of the sub-fund.
- Since investments can also be made in foreign currencies, it is possible that changes in exchange rates (if foreign currency positions are not hedged) may have a positive or negative impact on the value of the fund units.
- The company and / or the issuer of a security held may become insolvent and the asset held by the Sub-Fund may become worthless.
- The historical investment approach to date cannot guarantee future investment success.










A complete overview of the risks can be found in the sales prospectus. The overview given here is not complete. In general, every investment carries the risk of capital loss.

SRI Value: 6

## Contact

CONREN (Deutschland) GmbH  
 Ziegelhaeuser Landstrasse 23, 69120 Heidelberg  
 info@conren.de  
 www.conrenfonds.com

## TOP GICS Sectors<sup>1</sup>

Industrials		30.07%
Health Care		22.18%
Consumer Discretionary		14.33%
Consumer Staples		11.26%
Information Technology		7.48%
Financials		6.48%
Materials		3.23%
Real Estate		2.72%
Energy		2.25%

As of: 28.02.25

## Top 3 Large Cap<sup>1</sup>

EssilorLuxottica		4.27%
Kone		3.77%
Knorr Bremse		3.64%




As of: 28.02.25

## Top 3 Mid Cap<sup>1</sup>

Technogym		2.42%
Inficon		2.39%
Dormakaba		2.34%

As of: 28.02.25

## Top 3 Small Cap<sup>1</sup>

Friedrich Vorwerk Group		2.18%
Eckert & Ziegler		2.00%
Aluflexpack		1.94%

As of: 28.02.25

For all information, the allocation of the portfolio varies over time.

### Max. Drawdown:

Represents the maximum loss within a defined period of time.






### Volatility:

Volatility measures deviation from the arithmetic mean.

### Sharpe Ratio:

Illustrates how the returns develops in relation to risk.

## Top 5 Currencies<sup>1</sup>

EUR		61.48%
CHF		26.70%
SEK		5.59%
USD		3.54%
Other		2.69%

As of: 28.02.25

## Top 5 Countries<sup>1</sup>

Switzerland		26.69%
France		18.93%
Germany		15.35%
Netherlands		7.60%
Italy		5.61%

As of: 28.02.25

## Key Risk Data<sup>1</sup>

Max. Drawdown (5 Years)	-31.14 %
Volatility (5 years)	16.65 %
Sharpe Ratio (5 years)	0.39

As of: 28.02.25

This document is for informational purposes only. Past performance is no guarantee of future returns. There is no guarantee that the market forecasts will be achieved. The information is based on carefully selected sources that are believed to be reliable, but their correctness, completeness or accuracy cannot be guaranteed. Holdings and allocations are subject to change. This document is not intended as an investment recommendation. The investment opportunity discussed in this document may be unsuitable for certain investors depending on their specific investment goals and depending on their financial situation. In addition, this document does not constitute an offer to persons to whom it may not be distributed according to the applicable legislation. This document is not an invitation to subscribe for fund shares and is for informational purposes only. The management company may decide to cancel the arrangements it has made for the distribution of the fund in accordance with Article 93a of Directive 2009/65 / EC.

Further information on investor rights is available in German on the website of the management company (<https://www.ipconcept.com/ipc/de/anlegerinformation.html>) The information may not be reproduced or distributed to other persons. The sales prospectus, management regulations, semi-annual and annual reports as well as the key investor document are available free of charge in German from IPConcept (Luxemburg) SA, 4, rue Thomas Edison, L1445 Strassen, Luxembourg, phone +352 260248-1, fax +352 260248 -3602, email Info@ipconcept.com

1) Source: own data and data from custodian